




# EMERGENCY AND TIME-CRITICAL LOGISTICS SOLUTIONS



We are time-critical logistics specialists, helping you meet complex and urgent international transport challenges by adding speed and flexibility to your supply chain.

When parts are needed to keep our customers operational, we understand the need for a fast, secure and reliable response, within their time frame, to maintain the integrity of the supply chain.

	 <b>PRIORITY ONE</b> The fastest possible solution	 <b>PRIORITY TWO</b> The fastest, most cost-effective solution within your time frame	 <b>PRIORITY THREE</b> Timed solutions to meet budget
 <b>Road</b>	<ul style="list-style-type: none"> <li>• Urgent vehicle response</li> <li>• Double-manned vehicle</li> <li>• Non-stop/direct drive</li> <li>• Vehicle escorts</li> </ul>	<ul style="list-style-type: none"> <li>• Day and time-definite</li> <li>• Same day collection</li> <li>• 24h cross-dock facilities</li> </ul>	<ul style="list-style-type: none"> <li>• Single driver</li> <li>• Optimised co-load</li> <li>• Project planning</li> </ul>
<b>PROJECT FORWARDING</b> <ul style="list-style-type: none"> <li>• Heavy tooling movements</li> <li>• Irregular size and weight</li> <li>• Engine movements</li> <li>• Out of gauge</li> </ul>		<b>SITE TECHNICAL ASSISTANCE</b> Our experienced support team will operate alongside our client's logistics team to assist in restoring continuity in the supply chain, minimising costs and productivity downtime.	

## ADDITIONAL SERVICES

- Airport handling and security processes
- Documentation and permit management
- Customs clearance
- 24/7 warehousing

Priority Freight is a trusted partner, offering the fastest, most cost-effective and reliable solutions. This is a key driver in ensuring the vital support necessary to keep production lines and, critically, the manufacturing supply chain moving.



## SPEED

We minimise the impact of operational breakdowns and optimise the manufacturing supply chain.



## RELIABILITY

Our control centres and global network of partners ensure your shipments are guided and tracked 24/7.



## SECURITY



Our team monitors your consignment 24/7 to deliver on time and in perfect condition.



## CONTROL AND VISIBILITY

We enable our customers to monitor the exact location of their shipments, whether in storage or during transit.

## ROAD FREIGHT VEHICLE TYPES

 Vehicle	 Payload (kg)	 Euro pallets	 Length (m)	 Width (m)	 Height (m)
 Courier van	300	1	1.20	0.80	1.00
 MWB van	1,200	4	3.60	1.25	1.80
 LWB van	1,200	5	4.00	1.25	1.80
 Curtain van	1,050	8-10	4.00	2.00	2.20
 Truck 7.5t	2,600	15	6.00	2.40	2.30
 Truck 12t	4,800	17	7.00	2.40	2.30
 Truck 18t	9,000	17	7.00	2.40	2.30
 Standard trailer	24,000	33	13.60	2.40	2.80
 Mega trailer	24,000	33	13.60	2.40	3.00

Note: Actual dimensions may vary from vehicle to vehicle. Check with Priority Freight to confirm your requirements.